





# Nanion Consumables

## The CardioExcyte 96 Plates


The CardioExcyte 96 is a hybrid device supporting highly resolved impedance-based contractility measurements, electric field potential recordings and cell viability monitoring.

The CardioExcyte 96 consumables, NSP-96 sensor plates, provide state-of-the-art non-invasive recordings over prolonged periods of time for both acute and chronic measurements. Planar gold electrodes enable recordings from the entire cell population, eliminating bias in data analysis. Additionally, hybrid sensors enable recordings for both EFP (Extracellular Field Potential) and impedance recordings. The FLX-96 FLEXcyte plates allow high-precision measurements of contraction force under physiological mechanical conditions, by detecting dynamic deflection changes of the flexible cell-membrane biohybrids. NSP-96 and FLX-96 plates support recordings from 2D and 3D structures, and come in a standard 96-well plate format.


CardioExcyte 96 Sensor Plate	Wells	Electrode size	Recording mode	Contractility	EFP	Electrical Stimulation	Optical Stimulation
NSP-96 Type Standard: 2.0 mm Cat # 201001	96	 2.0 mm	impedance and EFP	●	●	impedance mode	●
NSP-96 Type Standard: 0.6 mm Cat # 201002	96	 0.6 mm	impedance and EFP	●	●	impedance mode	●
NSP-96 Type Standard Stim <sup>1)</sup> Cat # 201003	96	 ~2.0 mm	impedance and EFP	●	●	impedance and EFP mode	●
FLX-96 FLEXcyte plates Cat # 201010	96		FLEXcyte	● <sup>2)</sup>	—	—	●

<sup>1)</sup> compatible with CardioExcyte 96 system versions from Generation 7

<sup>2)</sup> contraction force measurements through readout of dynamic deflection changes of flexible substrate



**CardioExcyte 96**  
**NSP-96 Sensor Plate**



**FLEXcyte 96**  
**FLX-96 Plate**

produced and certified by innoVitro, Germany

Nanion Technologies

info@nanion.de

Phone: +49 89 2190 95072

www.nanion.de

**nan]i[on**